


The versatile ETICS hammerset fixing with the option to be screw set



Flush hammerset installation



Countersunk screw installation

BUILDING MATERIALS

- Building material classes A, B, C, D, E
- Concrete
- Full blocks made from concrete
- Building brick
- Solid sand-lime brick
- Hollow blocks made from lightweight concrete
- Vertically perforated brick
- Perforated sand-lime brick
- Lightweight aggregate concrete
- Aerated concrete

APPROVALS



ADVANTAGES

- termoz CNplus is a hammerset anchor with the option to be screw set. The plug is suitable for all building material and insulation types. Through the flexible use the warehouses and ordering processes are reduced.
- With the fast and simple hammerset installation the plugs set too deep can be readjusted with the aid of the screwdriver. This saves working time and helps to avoid fixing marks.
- During the screw installation the termoz CNplus can be set countersunk or flush. For different set results only one plug is required.
- Moreover the screw installation enables an accurate setting due to an optimum application on the insulation surface. Also with soft insulation.
- The compound nail ensures a high energy efficiency with the countersunk screw installation, because there is nearly no heat transmission.

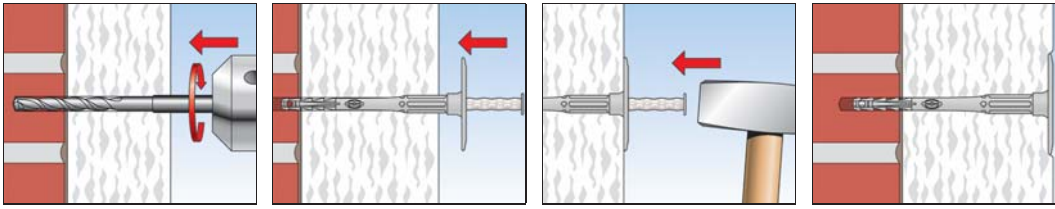
APPLICATIONS

- Attachment of ETICS insulating boards on concrete and masonry
- Flush installation in ETICS insulating boards, e.g. polystyrene and mineral wool
- Countersunk installation in ETICS insulating boards, e.g. polystyrene and mineral wool, incl. a closing cap for covering

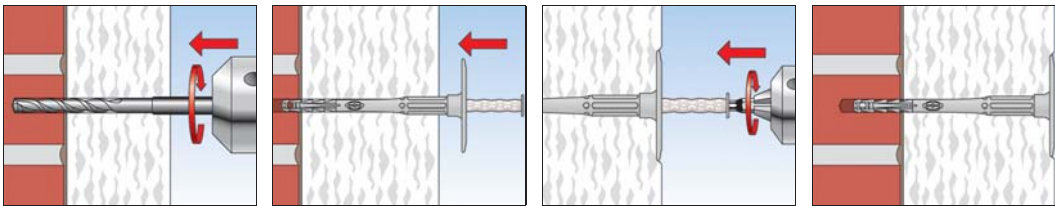
FUNCTIONING

- The plug is set in push-through installation.
- Simple, fast setting by driving the compound nail in using a standard hammer.
- The setting process with the screwdriver is performed flush with a standard Bit T 25.
- For countersunk installation the setting tool CS and the Bit T25 CNplus (item no. 54025 1) is required. The insulation disk is covered with a closing cap.
- Non-load bearing layers, such as adhesive and old plaster, are included in the maximum useful length.

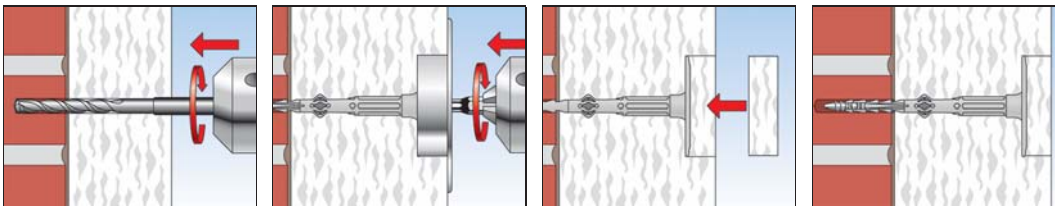
STANDARD: FLUSH HAMMERSET INSTALLATION



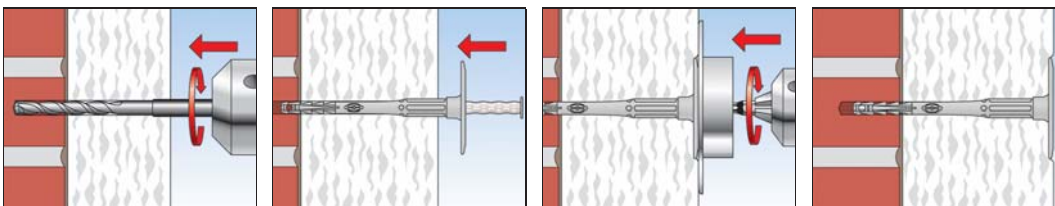
STANDARD: FLUSH SCREW INSTALLATION STANDARD BIT T25



STANDARD: COUNTERSUNK SCREW INSTALLATION WITH SETTING TOOL CS



ALTERNATIVE: FLUSH SCREW INSTALLATION WITH ROTATED SETTING TOOL CS



2

ACCESSORIES



Caps MW D60



Caps PS D60



Setting tool CS
(hexagonal-adaptor)



Setting tool CS
(SDS-adaptor)



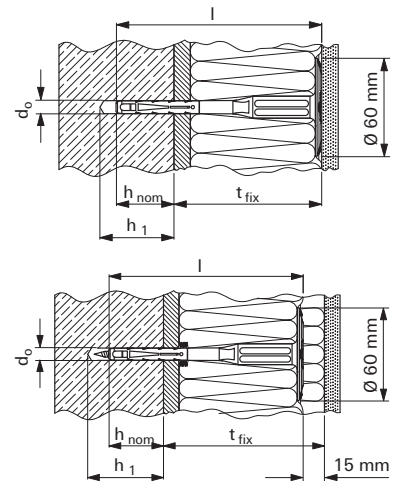
Bit T25 CNplus 26 mm

Item	Art.-No.	Contents	Match	Sales unit [pcs]
Caps MW D60	046172	–	–	100
Caps PS D60	046173	–	–	100
Setting tool CS (hexagonal-adaptor)	532618	including Bit T 30	–	1
Setting tool CS (SDS-adaptor)	532619	including Bit T 30	–	1
Bit T25 CNplus 26 mm	540251	–	Setting tool CNplus	1
DT 90	008889	–	–	100
DT 110	090745	–	–	100
DT 140	008690	–	–	100

TECHNICAL DATA



termoz CNplus



For building material classes A, B, C

Item	Art.-No.	Approval ETA	Drill diameter d_0 [mm]	Anchor length l [mm]	Effect. anchorage depth h_{nom} [mm]	Flush installation / only for building material classes A,B,C		Countersunk installation / only for building material classes A,B,C		Drive	Sales unit [pcs]
						Min. drill hole depth h_1 [mm]	Max. usable length t_{fix} [mm]	Min. drill hole depth h_1 [mm]	Max. usable length t_{fix} [mm]		
termoz CNplus 8/110	540376	■	8	108	35	45	70			T25	100
termoz CNplus 8/130	540377	■	8	128	35	45	90	60	90	T25	100
termoz CNplus 8/150	540378	■	8	148	35	45	110	60	110	T25	100
termoz CNplus 8/170	540379	■	8	168	35	45	130	60	130	T25	100
termoz CNplus 8/190	540380	■	8	188	35	45	150	60	150	T25	100
termoz CNplus 8/210	540381	■	8	208	35	45	170	60	170	T25	100
termoz CNplus 8/230	540382	■	8	228	35	45	190	60	190	T25	100
termoz CNplus 8/250	540383	■	8	248	35	45	210	60	210	T25	100
termoz CNplus 8/270	540384	■	8	268	35	45	230	60	230	T25	100
termoz CNplus 8/290	540385	■	8	288	35	45	250	60	250	T25	100
termoz CNplus 8/310	540386	■	8	308	35	45	270	60	270	T25	100
termoz CNplus 8/330	540387	■	8	328	35	45	290	60	290	T25	100
termoz CNplus 8/350	540388	■	8	348	35	45	310	60	310	T25	100
termoz CNplus 8/370	540389	■	8	368	35	45	330	60	330	T25	100
termoz CNplus 8/390	540390	■	8	388	35	45	350	60	350	T25	100

For countersunk installation Hexa or SDS setting tool CS Art.-No. 532618 or Art.-No. 532619 with Bit T25 Art.-No. 540251 must be used.

For building material classes D, E

Item	Art.-No.	Approval ETA	Drill diameter d_0 [mm]	Anchor length l [mm]	Effect. anchorage depth h_{nom} [mm]	Flush installation / only for building material classes D, E		Countersunk installation / only for building material classes D, E		Drive	Sales unit [pcs]
						Min. drill hole depth h_1 [mm]	Max. usable length t_{fix} [mm]	Min. drill hole depth h_1 [mm]	Max. usable length t_{fix} [mm]		
termoz CNplus 8/130	540377	■	8	128	55	65	70	80	70	T25	100
termoz CNplus 8/150	540378	■	8	148	55	65	90	80	90	T25	100
termoz CNplus 8/170	540379	■	8	168	55	65	110	80	110	T25	100
termoz CNplus 8/190	540380	■	8	188	55	65	130	80	130	T25	100
termoz CNplus 8/210	540381	■	8	208	55	65	150	80	150	T25	100
termoz CNplus 8/230	540382	■	8	228	55	65	170	80	170	T25	100
termoz CNplus 8/250	540383	■	8	248	55	65	190	80	190	T25	100
termoz CNplus 8/270	540384	■	8	268	55	65	210	80	210	T25	100
termoz CNplus 8/290	540385	■	8	288	55	65	230	80	230	T25	100
termoz CNplus 8/310	540386	■	8	308	55	65	250	80	250	T25	100
termoz CNplus 8/330	540387	■	8	328	55	65	270	80	270	T25	100
termoz CNplus 8/350	540388	■	8	348	55	65	290	80	290	T25	100
termoz CNplus 8/370	540389	■	8	368	55	65	310	80	310	T25	100
termoz CNplus 8/390	540390	■	8	388	55	65	330	80	330	T25	100

For countersunk installation Hexa or SDS setting tool CS Art.-No. 532618 or Art.-No. 532619 with Bit T25 Art.-No. 540251 must be used.

LASTEN

termoz CNplus 8³⁾

Highest permissible loads for a single anchor¹⁾⁴⁾ for fixing of external thermal insulation composite systems with rendering. For the design the complete assessment ETA 09/0394 has to be considered.

Base material	Brick raw density ρ [kg/dm ³]	min. compressive brick strength f_b [N/mm ²]	min. embedment depth h_{nom} [mm]	min. member thickness h_{min} [mm]	Concrete and masonry ⁵⁾		
					permissible tensile load ³⁾ N_{perm} [kN]	min. spacing ²⁾ s_{min} [mm]	min. edge distance ²⁾ c_{min} [mm]
Concrete acc. EN 206-1:2000							
CNplus 8	C12/15 - C50/60		35 ⁶⁾	100	0,30	100	100
Weather resistant concrete shell							
CNplus 8	≥ C20/25		35 ⁶⁾	42	0,30	100	100
Calcium silicate solid bricks KS acc. EN 771-2:2011							
CNplus 8	≥ 1,8	20	35 ⁶⁾	100	0,30	100	100
Solid clay bricks Mz acc. EN 771-1:2011							
CNplus 8	≥ 1,8	20	35 ⁶⁾	100	0,30	100	100
Solid concrete blocks Vbn acc. EN 771-3:2011							
CNplus 8	≥ 2	20	35 ⁶⁾	100	0,30	100	100
Hollow calcium silicate bricks KSL acc. EN 771-2:2011							
CNplus 8	≥ 1,4	16	35 ⁶⁾	100	0,17	100	100
Vertically perforated clay bricks HLz acc. EN 771-1:2011							
CNplus 8	≥ 1	12	35 ⁷⁾	100	0,17	100	100
	≥ 1,6	48	35 ⁷⁾	100	0,25	100	100
Lightweight concrete blocks Vbl acc. EN 771-3:2011							
CNplus 8	≥ 1,6	10	35 ⁶⁾	100	0,25	100	100
Lightweight concrete hollow blocks Hbl acc. EN 771-3:2011							
CNplus 8	≥ 1,2	10	35 ⁶⁾	100	0,20	100	100
Lightweight aggregate concrete LAC acc. EN 1520:2011, EN 771-3:2011							
CNplus 8	≥ 0,9	6	55 ⁶⁾	100	0,13	100	100
Autoclaved aerated concrete blocks AAC acc. EN 771-4:2011							
CNplus 8	≥ 0,4	4	55 ⁷⁾	100	0,10	100	100

¹⁾ The partial safety factors for material resistance as regulated in the assessment as well as a partial safety factor for load actions of $\gamma_F = 1,5$ are considered.

²⁾ Minimum possible axial spacings resp. edge distances acc. assessment.

³⁾ Plastic anchor for fixing of external thermal insulation composite systems with rendering acc. ETAG014. Only tensile wind loads are permitted.

⁴⁾ The given loads are valid for installation and use of fixations in dry masonry for temperatures in the substrate up to +24 °C (resp. short term up to 40 °C).

⁵⁾ Restrictions concerning the manufacturer and the permissible hole patterns as well as the web thickness see assessment.

⁶⁾ Hammer drilling

⁷⁾ Rotary drilling